



IT & BPO IN BULGARIA

Index BG = 100

224
Average
productivity


9.0%
Annual average
growth

345
Average
labor cost


9.3%
Annual average
growth

Productivity to labor cost ratio

1.4

+34 700

Job growth for 5 years

39.2% Share in number
of jobs change



Labor market

Main driving force for job
creation and productivity
gains in Bulgaria

106 000

Number of jobs


*2023 estimate

4.0% Share in total
number of jobs

Investments

€6500

Fixed capital per job


23.1%

Annual average
growth of
investments

Average annual
growth

19.1%

IT & BPO

8.5%

Total exports in
services

Exports

Volume of exports

*2023 estimate

**€2.2
billion**

17.5%
Share in services
exports